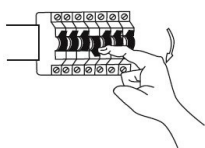
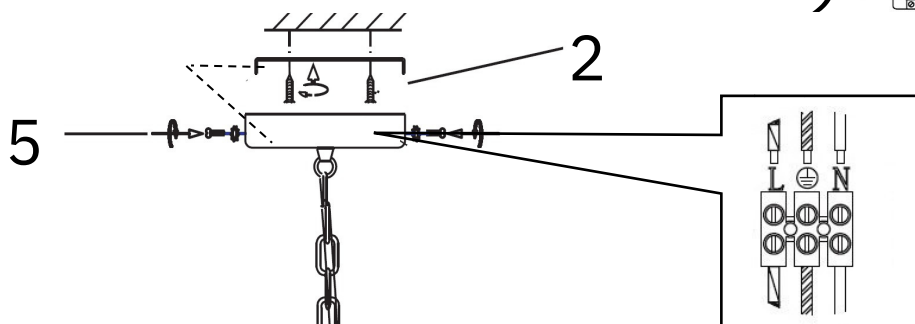
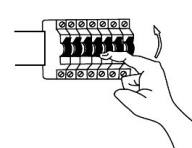




1



9



4

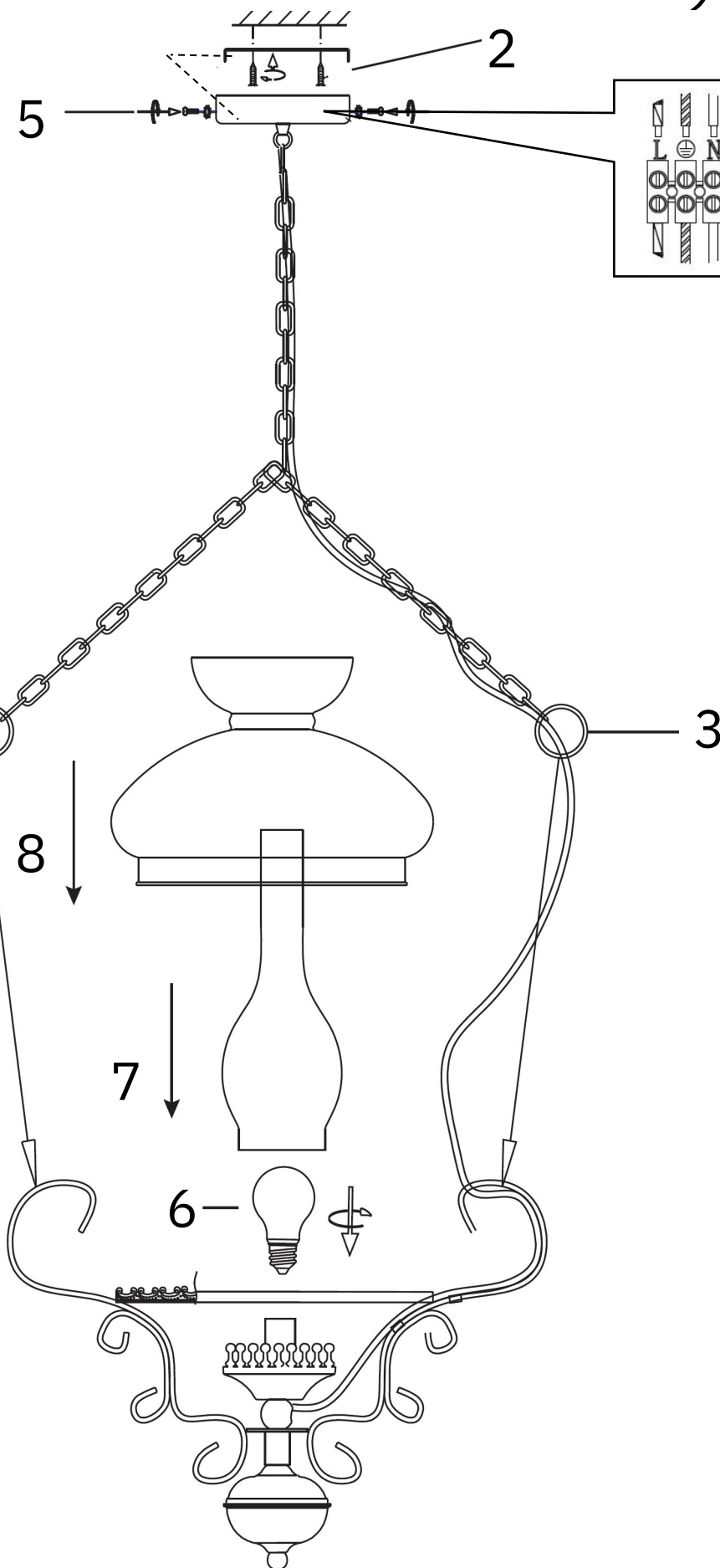
3

3

8

7

6



SAFETY INFORMATION: (Please retain for future reference)

Always turn off the mains supply before commencing the installation of this fitting .

This is a Class 1 product and requires an Earth connection – 230(240) Volts – 50Hz AC.

This product must be installed in accordance with the national building regulations, if in doubt consult a qualified electrician.

We do not recommend any modifications of the fitting (*with the exception of cable and chain shortening) as this may invalidate the warranty and render the fitting unsafe .

This fitting is suitable for installation in Indoor locations only .



Do not mount the fitting in a damp atmosphere.

Do not stare at the operating lamp when using LED lamps .

The Luminaire should be positioned so that prolonged staring into the luminaire at a distance closer than 0.2m is not expected when using LED lamps .

Ensure sufficient access to the fitting to enable safe maintenance.

LAMP INFORMATION:

We recommend LED lamps only.

The fitting is suitable for dimming when using dimmable LED lamps.

Do not exceed the maximum rated wattage stated on the lamp holders

ADDITIONAL INFORMATION:

If the height of the fitting requires shortening we recommend that the removal of any chain links and supply cable that may need to be cut to a shorter length is done by a qualified electrician (Remember to mark clear cable with Live, Neutral and Earth prior to removing from the terminal block).

The length of the supply cable CANNOT be increased .

AFTERCARE AND MAINTENANCE:

Always disconnect power supply when servicing or cleaning.

Clean only with a dry or slightly damp cloth.

Do not use any abrasive cloths or cleaners as this may damage the product

